

迪西吸入研发服务平台

&

(Orally Inhaled Drug Products OIDs)

/

(COPD)



(DPI)



(Nebulizer)



(MDI)



(Inhalation Sprays)



(Dry Powder Inhaler, DPI)



- pH
-
- /
- / /
- /
-

	ł	ł	ł	ł	ł
!	ł	ż	ż	ż	ł
	ł	ż	ż	ł	ł
	ż	ł	ł	ł	ł
	ż	ł	ł	ł	ł
	ż	ż	ż	ł	ł



DPI-




DPI-



MDI-

-DPI/MDI



Ž



Ž !




Ž



DUSA Ž



Ž



Ž



Ž

!

COPLEY

(NGI) COPLEY

BRS2100

NGI

Inhalytix

ICH

e[D@3)"

#"



Waters ACQUITY H-class-QDA



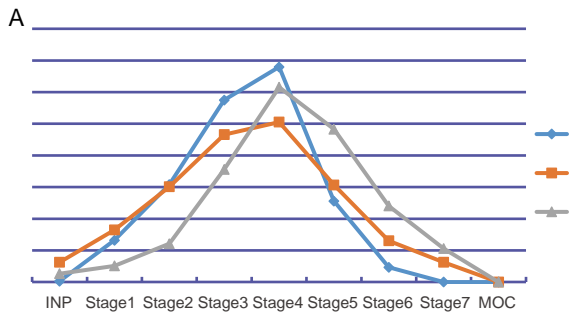
IC (Thermo Aquion RFIC)



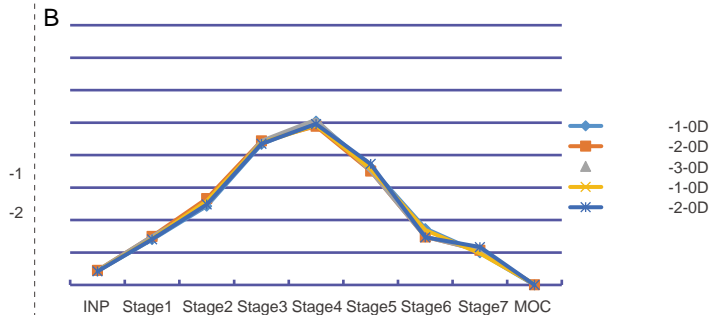
SHIMADUZ/GC-2010plus



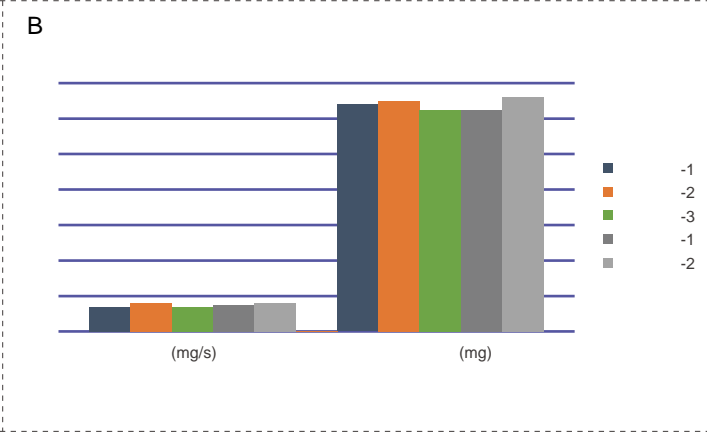
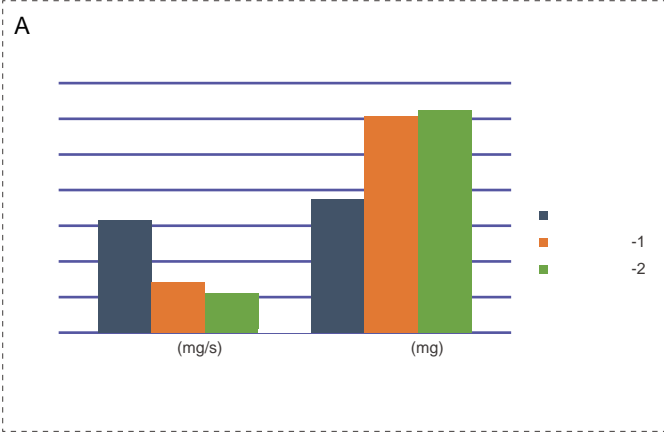
5? 5



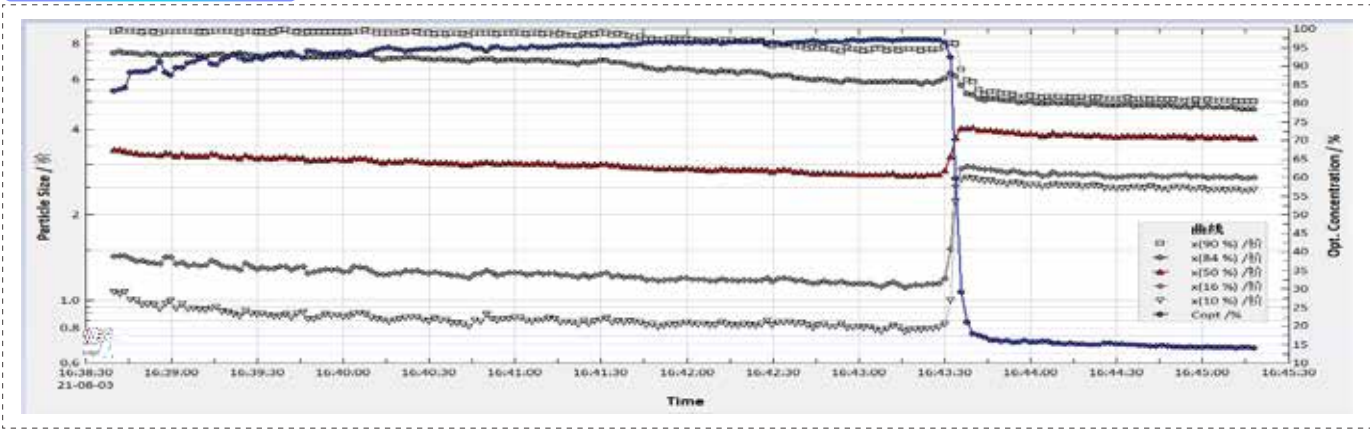
A



B)



3 4



	D10 μm	D50 μm	D90 μm	0.5-5μm %
-1	1.11	3.36	9.92	65.58
-2	1.13	3.48	9.83	66.23
-1	1.05	3.52	9.78	67.52
-2	1.09	3.39	9.98	66.13

1 4

/

-
-
-
-

OECD
4

5

28

90

-
-
-
- 28
- 90
-
-

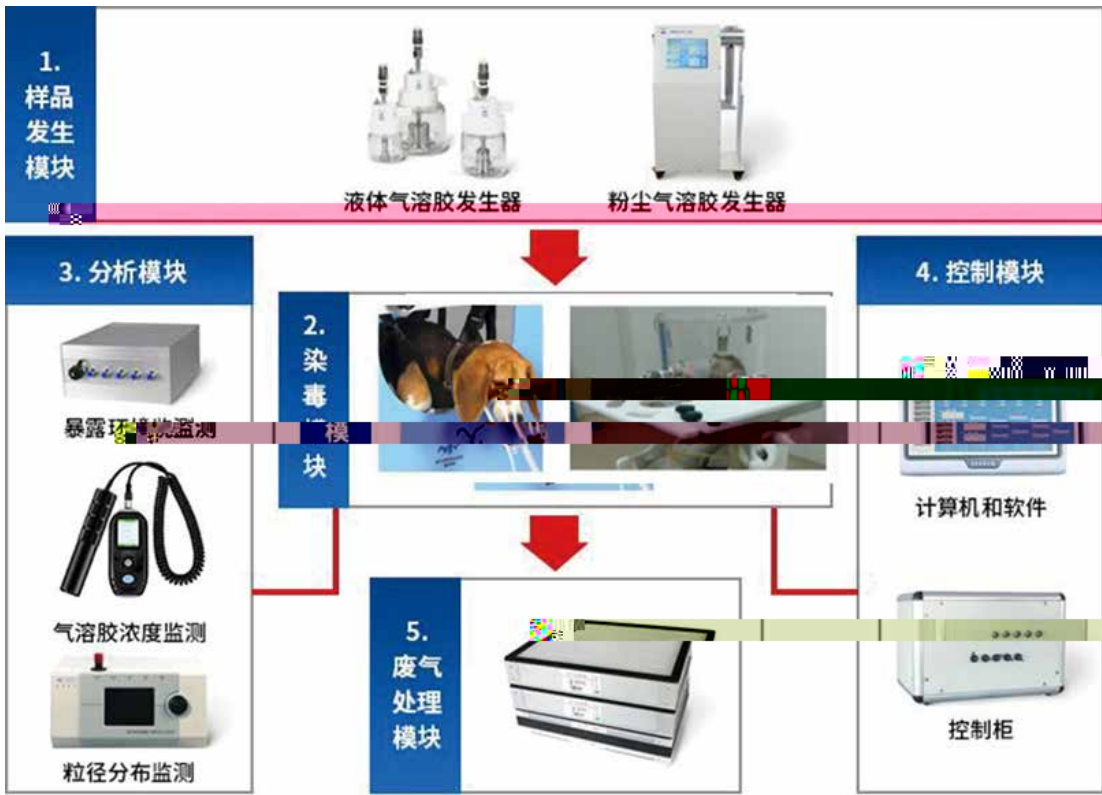
&
&

	<ul style="list-style-type: none">••••			
	<ul style="list-style-type: none">•••••			
	<ul style="list-style-type: none">•••			

:@6



400-780-8018
www.medicilon.com.cn
marketing@medicilon.com.cn
585





Three blue arrow-shaped boxes pointing right, stacked vertically on the left side of a dashed-line frame.

Three photographs on the right side of the frame:

- Top left: A laboratory setting with a blue tray and a red device.
- Top right: A person in a lab coat and gloves performing a procedure on a small animal.
- Middle: A white dog in a lab coat sitting at a table with a white cup.
- Bottom left: A close-up of a blue light source.
- Bottom right: A diagram of a hand holding a pipette over a beaker, with a legend below it.

A horizontal flow diagram with four circular icons connected by a blue wavy line:

- Icon 1: Lightbulb (Idea)
- Icon 2: Rocket (Launch)
- Icon 3: Bar chart (Growth)
- Icon 4: Stopwatch (Time)

Below the flow diagram, there are four vertical dotted lines, each aligned with an icon. The text "PK" is positioned between the second and third dotted lines, and "CMC" is positioned below the fourth dotted line.